

Spot™ 36 Endoscopic Marker

Helping You Win the Fight Against Colon Cancer

- Supports patient safety & quality goals
- Clinically proven and society recommended
- Easy to use and cost effective









Now indicated for endoscopically marking the GI tract to facilitate clinical surveillance and surgical localization for up to 36 months



Leading societies recommend tattooing to enable future identification of suspicious lesions at colonoscopy or surgery.

Endoscopic Tissue Marking

Comparison of Commercially Available Options

	Spot™ 36 Endoscopic Marker 	Black Eye™ 
Indications	 Indicated for 36 months of clinical surveillance and surgical localization	 1 month for surgical localization
Clinical Evidence	 >25 published studies 4+ million cases Gold standard since 2000	 No published evidence to date

Black Eye™ is indicated for endoscopically marking lesions (such as colon cancer and polyps) in the GI tract when the endoscopist anticipates the lesion will require surgical removal within 30 days.

— Black Eye™ Instruction Manual

Distributed by Instrumed Surgical in Canada
800.667.5653 | cust.service@instrumed surgical.com | instrumed surgical.com

G-1299-01 | © 2017 GI Supply. All rights reserved.
Spot™ is a trademark of GI Supply, Inc. Black Eye™ is a trademark of The Standard.

 **GI Supply**
Specialty Endoscopic Products